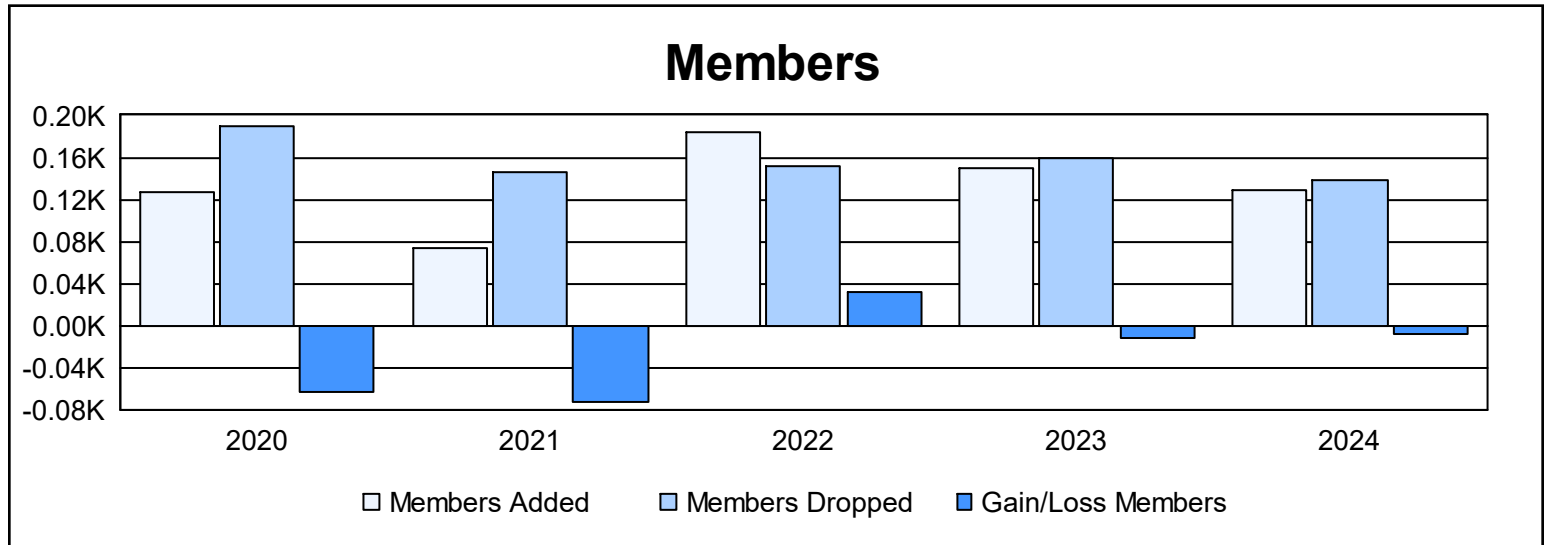
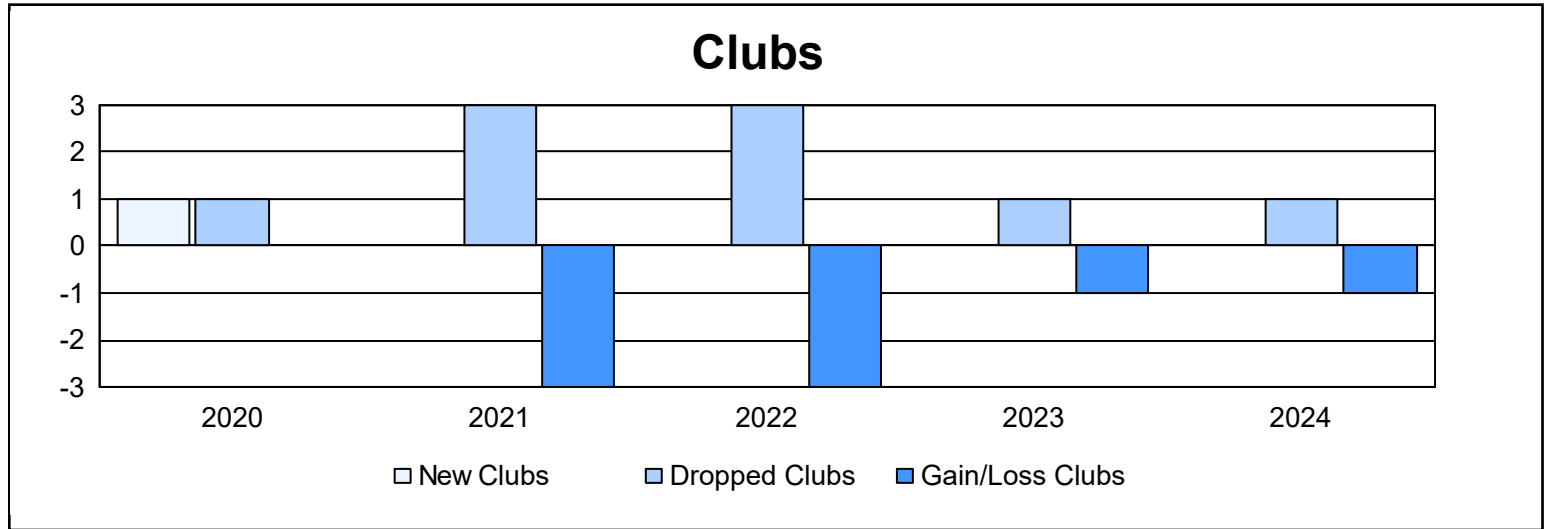
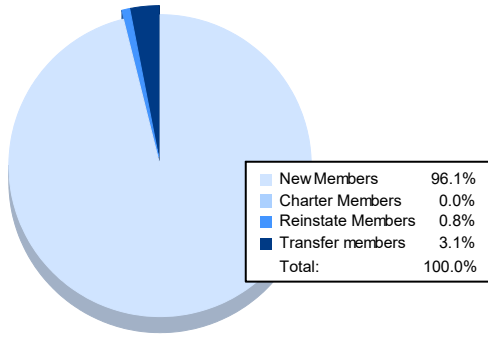


Year	New Clubs	Dropped Clubs	Gain/ Loss Clubs	New Members	Charter Members	Reinstate Members	Transfer Members	Total Member Added	Total Members Dropped	Gain/ Loss Members
2019-2020	1	1	0	88	22	6	10	126	189	-63
2020-2021	0	3	-3	65	1	6	1	73	146	-73
2021-2022	0	3	-3	169	0	8	6	183	152	31
2022-2023	0	1	-1	135	1	9	4	149	160	-11
2023-2024	0	1	-1	124	0	1	4	129	138	-9
<b>Average</b>	<b>0</b>	<b>2</b>	<b>-2</b>	<b>116</b>	<b>5</b>	<b>6</b>	<b>5</b>	<b>132</b>	<b>157</b>	<b>-25</b>



### Membership Composition June 2024 Cumulative



### Gender Composition June 2024 Cumulative

